


GYM Leader

ahead of the game in sports equipment

Athletics Equipment



High Jump Crash Mats



Gymleader “Crash Mats” are purpose designed and well proven. Ideally suited to school or club use where they can be either used singularly or in sets of 3 or 4 with a top cover to form a larger landing area for more serious work or competition use.

All Gymleader crash mats are fitted with premium grade urethane foam with those over 300 mm thick using our tried and tested “Aircell” construction method to give a good even landing across the mat. All Gymleader crash mats covers are manufactured from heavy duty Ripstop PVC and feature breather panels to allow air expulsion and also handles to make handling easier.

Due to their size, all crash mats are made to order, with the standard sizes being

Ref: 050/001	Crash Mat 2400 X 1200 X 300 mm (Non Aircell)
050/014	Crash Mat 2400 X 1200 X 400 mm
050/002	Crash Mat 2400 X 1200 X 600 mm
050/003	Crash Mat 3000 X 1500 X 300 mm (Non Aircell)
050/004	Crash Mat 3000 X 1500 X 400 mm
050/005	Crash Mat 3000 X 1500 X 500 mm
050/006	Crash Mat 3000 X 1500 X 600 mm
050/007	Junior Top Cover = 2400 x 3600 x 300 mm (To cover 3 x 050/001)
050/008	Intermediate Top Cover = 2400 x 3600 x 600 mm (To cover 3 x 050/002)
050/009	Senior Top Cover = 2400 x 4800 x 600 mm (To cover 4 x 050/002)

Special sized mats can be manufactured to order and colours other than our standard blue are available.

We are also able to manufacture replacement covers for existing mats.
Please discuss your requirements with us.



High Jump Landing Area



The Gymleader Landing Area is designed specifically as a system for High Jump and Similar Activities.

Each system is made up of 3 landing mats which have attachments to hold them together and then a top cover is fitted across the 3 mat area.

Each landing mat features a premium grade foam core made to our 'Aircell' design. The covers are manufactured from heavy duty Ripstop PVC with mesh tops. The top cover features 'spike resistant' mesh and is held in place by a strong PVC border fastened around the top edge of the mat area.

Two sizes of landing area are available.

The landing Mats can also be used individually for other training purposes as required.

Ref: 050/015 Training Grade High Jump Landing Area
Total area 3600 x 2400 x 600 mm

050/016 College Grade High Jump Landing Area
Total area 4500 x 3000 x 600 mm



High Jump Landing Area




College Grade Pole Vault

Pole Vault Pads and Top Cover

Ref: 050/013 College Pole Vault Landing Pads are designed for use in secondary schools and junior clubs. The aircell construction of the mats means they are easier to move and less prone to damage. Top cover has foam layer and folds easily for storage. Covered in high quality PVC.


Individual Mat Size: 2m x 2m x 750mm

Overall Pit Size: 4m x 4m x 750mm



NEW ZEALAND MADE

High Jump Stands Telescopic Height



Gymleader High Jump stands are straight forward and easy to use.

Simply loosen the locking handles and move the slider up to the desired height using a tape measure for accuracy, then retighten the locking handle. This telescoping design make them much easier to store without being damaged.

The stands are self standing and electro-zinc plated for durability and long life.

To minimise initial freight, the bases are supplied separate to the posts and require simple assembly prior to use

Ref: 290/001

High Jump Stands Telescopic Height - Pair



High Jump Stands Full Height



These full height stands are 2150mm tall and couldn't be easier to use.

Simply loosen the locking handle and move the bar support to the desired height and retighten the locking handle.

The stands are self-standing and are electro-zinc plated for long term durability.

To minimise initial freight, the bases are supplied separate to the posts and require simple assembly prior to use.

Ref: 290/005

High Jump Stands
Fixed height



High Jump Measure

A sturdy by lightweight steel pole complete with easy to read height measurement.

290/004 High Jump Measure



High Jump Cross Bar



NZ made fibreglass cross bar.

Square ends to aid stability.

4m in length.

290/003 Fibre Glass High Jump Cross Bar - 4m Long

Gymleader Athletics Trolleys



A range of trolleys are available from Gymleader that make not only storage of athletics equipment easier but also taking equipment out on to the field.

They all follow a similar robust design which is fully welded and hot dip galvanised for maximum durability.

All trolleys are supplied with Heavy duty solid rubber like wheels, although pneumatic wheels are available at extra cost.

Ref:

240/ 203 Shotput Trolley
Double tier each holding two rows of shot. Capacity varies depending upon size of shot
(Pictured Top)



240/ 202 Discus Trolley
Double tier with a capacity of 34 discus. (Pictured Bottom)



Gymleader Athletics Trolleys



A range of trolleys are available from Gymleader that make not only storage of athletics equipment easier but also taking equipment out on to the field.

They all follow a similar robust design which is fully welded and hot dip galvanised for maximum durability.

All trolleys are supplied with Heavy duty solid rubber like wheels, although pneumatic wheels are available at extra cost.

240/ 204 Discus / Shotput Trolley

Double tier combination trolley. Top Tier Hold 17 discus with the bottom tier holding a double row of shot. (Pictured Right)

240/206 Combination Trolley

Double tier combination trolley. Top Tier holds 13 Discus and 12 Javelin. Bottom tier holds a double row of shot. (Pictured Left)



Gymleader Athletics Trolleys



Equally as robust as the rest of the athletics range, the starter block trolley is designed to hold 10 starting blocks with their foot plates removed and stored on the centre rack of the trolley. This design helps to minimise the overall size of the trolley and assists with easier storage off the field.

All steel work is hot dip galvanised for maximum durability.

240/ 207 Starter Block Trolley
Holds 10 Starter Blocks with foot plates removed
Foot plates can be stored on the centre racks



Sportmat Adjustable Hurdle

Designed specifically for school training and 'Athletics Day' or for club practice.

The height is easily adjusted from 760 mm to 1067 mm and the hurdle top is regulation size with markings.

For longevity the frame is corrosion protected and the hurdle top is manufactured from durable rigid PVC.

Ref: 290/002 Sportmat Adjustable Hurdle



Check out our website for our full range of equipment to suit Preschools, Primary to High Schools, Clubs and Recreation Facilities.

www.gymleader.co.nz

Gymleader New Zealand Limited

Postal Address

PO Box 22 314

Otahuhu

Auckland

Physical Address

40 Saleyards Road

Otahuhu

Auckland

Free Phone: 0800 496 532

Phone: 09 276 6504

Fax: 09 276 1284

Email: info@gymleader.co.nz

GYM Leader
ahead of the game in sports equipment

Copyright

All brand names, designs and details used in this file and any other Gymleader New Zealand Limited material are the property of Gymleader New Zealand Limited and as such are protected by copyright.
No part of this book or any other Gymleader New Zealand Limited information can be reproduced in any form whatsoever without the prior express written approval of Gymleader New Zealand Limited.