

GYM Leader

ahead of the game in sports equipment

Junior Equipment




Gymleader Soft Play Shapes



These Shapes are manufactured with high quality foam covered in vibrant coloured heavy duty PVC fabric.



Use them individually or together for either play or for learning.



Gymleader soft play shapes help to develop motor skills as well as gymnastic techniques in a safe and fun environment.



For safety, no zips are used and the covers are easy clean and durable.



Gymleader Soft Play Shapes




The Block can be used with the 2 step and the 400 mm wedge to form a play set. (400h x 600w x 600l mm)

Ref: 160/003 Gymleader 400 mm High Block only



The 2 Step can be used with the 400 mm Block and the 400 mm wedge to form a play set. (400h x 600w x 600l mm)

Ref: 160/004 Gymleader 2 Step Only



The Wedge can be used with the 2 step and the 400 mm Block to form a play set. (400h x 600w x 1200l mm)

Ref: 160/002 Gymleader 400 mm Wedge Only - Shown in front



The folding Wedge is 2 shapes in 1. It doubles as a Wedge or when folded becomes a Block. (400h x 600w x 1200l mm)

Ref: 160/005 Gymleader 400 mm Folding Wedge



Dimension of the roll are: (620 mm in diameter x 1 m long)

Ref: 160/017 Gymleader Roll



These folding mats are great for small children, mats can be joined length ways to form a longer strip (each mat 900 x 900 x 25 mm)

Ref: 070/001 Gymleader Folding Mat



The pyramid can be used as separate parts or complete and doubles as a novice vaulting horse. Please enquire for more details

Ref: 160/010 Gymleader Complete Pyramid

The Cradle can be used to support the Gymleader Roll

Ref: 160/021 Gymleader Cradle



Gymleader Soft Play Shapes



The rocker is ideal for 1 or 2 children, it features 4 handle straps across the top. (450h x 400w x 1200l)
Ref: 160/018 Gymleader Rocker



The 3 Step can be used with the 600 mm Cube and the 600 mm wedge to form a play set. (600h x 600w x 600l mm)
Ref: 160/009 Gymleader 3 Step Only



The Wedge can be used with the 3 step and the 600 mm Block to form a play set. (600h x 600w x 1200l mm) - Shown at back of picture
Ref: 160/007 Gymleader 600 Wedge Only



The Block can be used with the 3 step and the 600 mm wedge to form a play set. (600h x 600w x 600l mm) - Shown in centre of picture
Ref 160/008 Gymleader 600 mm High Block only



The 3 Step unit is like the 2 step unit, but all components are 600 mm high. (600h x 600w x 600l)
Ref: 160/006 Gymleader 3 Step Unit - As shown



The Gymleader Donut is made as 2 pieces, Unit sold as a complete donut only. (1350w x 450h)
Ref: 160/020 Gymleader Donut



The folding Wedge has 2 uses, its doubles as a Wedge or folded becomes a cube. (600h x 600w x 1200l mm)
Ref: 160/014 Gymleader 600 mm Folding Wedge



The Octonut - just its shape makes it fun (1100 w x 450 h x 250 wall thickness)
Ref: 160/024 Gymleader Octonut

Also Available:

Ref: 160/016
160/001

Gymleader Tunnel
Gymleader 2 Step unit - 400 mm



Junior Mats



Junior Mats have been designed specifically with pre-school and kindergartens in mind and compliment the range of soft shapes and junior apparatus also available.

All mats in this range measure 2 metres x 1 metre with a variety of thicknesses. The covers are manufactured from PVC which is both heavy duty and also easy to clean.



Prime quality foam is used in these mats but its grade has been chosen to better suit its intended purpose and is a little softer than traditional gym mats.

Like the junior shapes, these mats are available in different colours. You can choose from blue, red, green and yellow.

Ref:	160/030	Junior Mat 1000 mm x 500 mm x 25 mm
	160/029	Junior Mat 2000 mm x 1000 mm x 38 mm
	160/025	Junior Mat 2000 mm x 1000 mm x 50 mm
	160/026	Junior Mat 2000 mm x 1000 mm x 100 mm
	160/ 027	Junior Mat 2000 mm x 1000 mm x 200 mm
	160/ 028	Junior Mat 2000 mm x 1000 mm x 300 mm



Jig Saw Mats



Ref:	300/200	Jig Saw Mat 900 x 900 x 20 mm - 30 Grade
	300/202	Jig Saw Mat 900 x 900 x 30 mm - 30 Grade
	300/204	Jig Saw Mat 900 x 900 x 40 mm - 30 Grade
	300/206	Jig Saw Mat 900 x 900 x 50 mm - 30 Grade
	300/201	Jig Saw Mat 900 x 900 x 20 mm - 45 Grade
	300/203	Jig Saw Mat 900 x 900 x 30 mm - 45 Grade
	300/205	Jig Saw Mat 900 x 900 x 40 mm - 45 Grade
	300/207	Jig Saw Mat 900 x 900 x 50 mm - 45 Grade

Neoflex Safety Tiles



Neoflex™ is tough because it is made of the highest quality synthetic and recycled rubber in such a way as to be nearly indestructible under the most severe service conditions.

The tile size is 1000 x 1000 mm and the most popular thickness is 15 mm as this makes the tile heavy enough to remain where placed and generally not require adhesive fixing.



The Neoflex™ Safety Tiles are available in black with coloured flecks - please enquire for fleck colours available.

300/208

Neoflex Rubber Safety Tiles

Sportmat Economy Series Gym Mats



Recognising the need for a more cost effective gym mat, we developed the 'Economy mat'.

This has been well proven over many years and uses the same grade of foam and same heavy duty PVC cover materials as our GP mats - the difference is that covers are sewn closed and so we have not included zips or borders or hook and loop joiners.

The quality is there, the frills not.

Ref: 070/020	1800 x 900 x 25 mm	Economy Mat
070/026	1800 x 900 x 38 mm	Economy Mat
070/030	1800 x 900 x 50 mm	Economy Mat
070/023	1800 x 1200 x 25 mm	Economy Mat
070/025	1800 x 1200 x 38 mm	Economy Mat
070/033	1800 x 1200 x 50 mm	Economy Mat
070/027	2400 x 900 x 25 mm	Economy Mat
070/028	2400 x 900 x 38 mm	Economy Mat
070/041	2400 x 1200 x 25 mm	Economy Mat
070/035	2400 x 1200 x 38 mm	Economy Mat

Colours available - Blue (standard), green, yellow and red.

Also Available: Landing Mats - Crash Mats - Tumbling & Run Up Strips - Martial Art Mats



Sportmat General Purpose Series Gym Mats



These are excellent value for money general purpose mats.

They feature fully removable zipped heavy duty PVC covers and the core is a medium density bonded foam.

These mats are manufactured with hook and loop joiners on their short sides allowing mats to be joined end to end.

Ref: 070/001	900 x 900 x 25 mm	Gymleader GP Folding Mat
070/002	1800 x 900 x 25 mm	Gymleader GP Mat
070/003	1800 x 900 x 38 mm	Gymleader GP Mat
070/004	1800 x 900 x 50 mm	Gymleader GP Mat
070/005	1800 x 900 x 75 mm	Gymleader GP Mat
070/006	1800 x 1200 x 25 mm	Gymleader GP Mat
070/007	1800 x 1200 x 38 mm	Gymleader GP Mat
070/008	1800 x 1200 x 50 mm	Gymleader GP Mat
070/009	1800 x 1200 x 75 mm	Gymleader GP Mat
070/010	2400 x 1200 x 38 mm	Gymleader GP Mat
070/013	3000 x 1200 x 38 mm	Gymleader GP Mat
070/015	3000 x 1800 x 38 mm	Gymleader GP Mat
070/011	3500 x 900 x 25 mm	Gymleader GP Mat
070/017	6000 x 1200 x 25 mm	Gymleader GP Mat
070/014	6000 x 1200 x 38 mm	Gymleader GP Mat
070/012	6000 x 1800 x 25 mm	Gymleader GP Mat
070/016	6000 x 1800 x 38 mm	Gymleader GP Mat
070/018	6000 x 1800 x 50 mm	Gymleader GP Mat

Non standard sizes made to order.

Colours available - Blue (standard), green, yellow and red.

Also Available: Landing Mats - Crash Mats - Tumbling and Run Up Strips - Special Use Mats



Junior Horizontal Bar



This freestanding junior training bar is ideal for basic horizontal bar tuition and strengthening exercises for the lighter weight users.

No floor plates are required and the unit can be used indoors or out.

Positive pin locking system allows easy height adjustment at 600mm, 900mm 1200mm and 1850mm and the bar is 1200 mm wide.

The bar and support posts are zinc plate finish and fitted with large non marking feet.

The Bar is easily removed to help with storage or transportation.

Ref: 080/059 Junior Horizontal Bar

Optional extras also available:

160/010 Junior Rings
160/009 Junior Rope Ladder



Portable Mini Horizontal Bar



This freestanding training bar is ideal for basic horizontal bar tuition and strengthening exercises. No floor plates are required and the unit can be used indoors or out.

Positive pin locking system allows easy height adjustment from 1400 mm to 2000 mm and the bar is 1200 mm wide.

The bar and support posts are bright zinc plated with the frames powder coated and fitted with large non marking feet.

The Bar is easily removed to help with storage or transportation.

Ref: 080/013

Portable Mini Horizontal bar



Floor Level Low Beam



Like our Practice Beam, the Low Beam is designed for basic instruction and due to its compact size is popular for home training use for the young gymnast.

The beam is 3.5m long and 100 mm wide with timber top covered in heavy duty canvas. Overall height of the beam is 135 mm.

Steelwork is powder coated in 'Gymleader' blue and fitted with non marking feet.

Ref: 080/004 Floor Level Low Beam - with canvas covered top



Practice Balance Beam



Designed primarily for Intermediate, Primary school and basic instruction at club level.

The beam is 3.5m long and 100 mm wide and is covered in heavy duty canvas. The height of the beam is adjustable from 600 to 900 mm in 50 mm increments.

The Beam support is zinc plated and the legs are powder coated in 'Gymleader' blue and fitted with non marking feet.

Ref: 080/003

Adjustable Practice Beam - with canvas covered top



Gymleader 3/4 Junior Beatboard



A lighter duty beatboard has often been requested but trials have shown that a full size board fitted with fewer springs can mean a less durable board especially if used by larger gymnasts.

The junior board is a development of the well proven full size Gymleader Beatboard.

It features the same type of steel frame and laminated and shaped timber top as the full size model, quite simply, made shorter and fitted with only two conical springs.

The top measures 600 mm wide and 900 mm long and is fully padded and upholstered. The base is fitted with non marking feet to prevent damage to the floor, and wheels are fitted making moving the board very easy.

The shorter size helps to deter larger gymnasts who prefer the full size board, however, the design and method and construction will still withstand an adult - they will just not get the rebound result they may like.

Ideally the Junior Beatboard suits children up to Intermediate age.

Ref: 080/005

Gymleader Junior Beatboard



Sportmat Liteboard - 3/4 Size



To meet the need for an entry level Beatboard which is both light weight and cost effective we have manufactured the Sportmat Liteboard.

The design was tested and finalised with the aid of a championship winning coach and the result is an excellent novice or junior grade Beatboard.

The board is 3/4 size and uses marine bonded ply wood for the top and a simple zinc plated steel frame with 3 springs.

The springs are the same as those used for the more competitive Sportmat recoil board, but their spacing and the design of the Liteboard gives it a nice easy bounce. The top of the Beatboard is fully padded and upholstered in heavy duty carpet.

The Liteboard ideal for the young novice gymnast up to Intermediate age.

Ref: 080/050

Sportmat Liteboard



Box Horse - Soft Foam



Foam Vaulting Blocks

This Three section box horse is manufactured from urethane foam and covered in heavy duty PVC. Each section is 300 mm high and the sections join with hook and loop style fasteners. The standard colour is blue but multicoloured is an option.

The standard foam box is supplied in 3 layers
Layer 1 is the bottom, layer 2 is the middle and layer 3 is the top section

An optional 4th section is available which is in three pieces and fits on top of section number 3. This can be used to give the box additional height or to aid the novice vaulter by removing the centre piece.

160/010 Standard 3 Section Foam Box Horse

160/019 Additional 3 Piece Vaulting Blocks Set for Foam Box Horse



Romper Pre School Trampoline



Designed specifically for the day to day rigours of use at pre schools and kindergartens.

The frame is made from heavy duty RHS Steel in four sections and galvanised for corrosion protection. Four legs are used with one at each corner for greatest stability. The bottom of the leg is flattened off to prevent damage to floors when used at indoor facilities.

44 galvanised wire springs support the heavy duty polypropylene trampoline mat and full safety pads are included. The trampoline sits 530 mm off the ground and is ideally recommended for children up to 7 years of age.

Frame size: 2.5m x 1.82m

Mat size: 2.03m x 1.24m

Ref: 230/405

Romper with polypropylene mat and safety pads



Gymleader Portable Junior Tennis Frame



A 5 metre gate style frame with a net permanently attached. The frame stands on four legs and wheels are fitted at one end to ease manoeuvrability. The frame is powder coated.

220/006 Portable Padder Tennis Frame



Gymleader Gutterboard



600mm Long x 150mm high. Manufactured from Marine Bonded Ply.

090/011 Gymleader Gutterboard



Gymleader Junior Kitset



Gymleader Junior is a range of apparatus manufactured with pre schools and kindergartens in mind. It opens doors for children so they can explore movement, balance and play in a safe monitored environment.

Manufactured from high quality timbers featuring Hard Wood rails. All trestles fold making the complete system easy to handle and store.

Individual components can be purchased to 'mix and match' your own layout or purchased as a complete kitset. The unit can be set up in various different positions, one of which is shown in the picture above.

N.B. Gymleader Junior should always be used in conjunction with suitable floor matting.



Gymleader Junior Components



Ref: 090/002 - Large Trestle
Approx 2200 mm high



Ref: 090/003 - Medium Trestle Approx
1300 mm high



Ref: 090/004 - Small Trestle
Approx 900 mm high




Ref: 090/010 - Rings



Ref: 090/005 - Linking Ladder
3 metres in length



Ref: 090/007 - Slide
3 metres in length



Ref: 090/009 - Rope Ladder



Ref: 090/006 Linking Beam
3 metres in length

Ref: 090/008 - Linking Rail - 3 metres in length
Not shown - used to support the Rings and Rope Ladder



Primary Basketball Tower Height Adjustable



This tower is designed for use at Primary and Intermediate level where the demand for a really heavy duty unit isn't as great.

The primary sized backboard is fitted on a Spida type frame with a 600mm overhang from the post and the backboard can be adjusted from regulation height to kiwi height.

All steel work is hot dip galvanised and the system includes a Heavy Duty Hoop (030/012).

Use with ground socket 060/038 if required

030/081 Primary Basketball Tower - Height Adjustable



Primary Freestanding Basketball Tower Height Adjustable



A slightly smaller freestanding counterweighted backstop with primary size backboard and heavy duty hoop.

Designed for use at primary and intermediate schools. Backboard projection is 600mm from the post and the base is fitted with wheels so the backstops can be moved.

All steelwork is hot dip galvanised.

030/080 Primary Freestanding Basketball Tower - Height Adjustable



Primary Freestanding Telescopic Netball Post

Another product in our 'Junior' range, this post is sturdy but lighter weight designed specially for use at Primary School level. It is freestanding with a counterweighted base and the post telescopes to allow the hoop to be set at kiwi height or regulation height. All steel work is hot dip galvanised for corrosion protection.

For older users or more harsh use areas please refer to 120/021.

120/035 Primary Freestanding Telescopic Netball Post



Primary Freestanding Combination Post

Part of our 'Junior' range this is a sturdy but lighter weight post designed for use at Primary School level.

It features a weighted base and a post with cleats to allow the net to be tied on at junior volleyball, badminton or short tennis heights.

All steel work is hot dip galvanised for corrosion protection.

260/025 Primary Freestanding Combination Post



Check out our website for our full range of equipment to suit Preschools, Primary to High Schools, Clubs and Recreation Facilities.

www.gymleader.co.nz

Gymleader New Zealand Limited

Postal Address

PO Box 22 314

Otahuhu

Auckland

Physical Address

40 Saleyards Road

Otahuhu

Auckland

Free Phone: 0800 496 532

Phone: 09 276 6504

Fax: 09 276 1284

Email: info@gymleader.co.nz

GYM Leader
ahead of the game in sports equipment

Copyright

All brand names, designs and details used in this file and any other Gymleader New Zealand Limited material are the property of Gymleader New Zealand Limited and as such are protected by copyright.
No part of this book or any other Gymleader New Zealand Limited information can be reproduced in any form whatsoever without the prior express written approval of Gymleader New Zealand Limited.