

GYM Leader

ahead of the game in sports equipment

Matting



Sportmat Economy Series Gym Mats



Recognising the need for a more cost effective gym mat, we developed the 'Economy mat'.

This has been well proven over many years and uses the same grade of foam and same heavy duty PVC cover materials as our GP mats - the difference is that covers are sewn closed and so we have not included zips or borders or hook and loop joiners.

The quality is there, the frills not.

Ref: 070/020	1800 x 900 x 25 mm	Economy Mat
070/026	1800 x 900 x 38 mm	Economy Mat
070/030	1800 x 900 x 50 mm	Economy Mat
070/023	1800 x 1200 x 25 mm	Economy Mat
070/025	1800 x 1200 x 38 mm	Economy Mat
070/033	1800 x 1200 x 50 mm	Economy Mat
070/027	2400 x 900 x 25 mm	Economy Mat
070/028	2400 x 900 x 38 mm	Economy Mat
070/041	2400 x 1200 x 25 mm	Economy Mat
070/035	2400 x 1200 x 38 mm	Economy Mat

Colours available - Blue (standard), green, yellow and red.

Also Available: Landing Mats - Crash Mats - Tumbling & Run Up Strips - Martial Art Mats



Sportmat General Purpose Series Gym Mats



These are excellent value for money general purpose mats.

They feature fully removable zipped heavy duty PVC covers and the core is a medium density bonded foam.

These mats are manufactured with hook and loop joiners on their short sides allowing mats to be joined end to end.

Ref: 070/001	900 x 900 x 25 mm	Gymleader GP Folding Mat
070/002	1800 x 900 x 25 mm	Gymleader GP Mat
070/003	1800 x 900 x 38 mm	Gymleader GP Mat
070/004	1800 x 900 x 50 mm	Gymleader GP Mat
070/005	1800 x 900 x 75 mm	Gymleader GP Mat
070/006	1800 x 1200 x 25 mm	Gymleader GP Mat
070/007	1800 x 1200 x 38 mm	Gymleader GP Mat
070/008	1800 x 1200 x 50 mm	Gymleader GP Mat
070/009	1800 x 1200 x 75 mm	Gymleader GP Mat
070/010	2400 x 1200 x 38 mm	Gymleader GP Mat
070/013	3000 x 1200 x 38 mm	Gymleader GP Mat
070/015	3000 x 1800 x 38 mm	Gymleader GP Mat
070/011	3500 x 900 x 25 mm	Gymleader GP Mat
070/017	6000 x 1200 x 25 mm	Gymleader GP Mat
070/014	6000 x 1200 x 38 mm	Gymleader GP Mat
070/012	6000 x 1800 x 25 mm	Gymleader GP Mat
070/016	6000 x 1800 x 38 mm	Gymleader GP Mat
070/018	6000 x 1800 x 50 mm	Gymleader GP Mat

Non standard sizes made to order.

Colours available - Blue (standard), green, yellow and red.

Also Available: Landing Mats - Crash Mats - Tumbling and Run Up Strips - Special Use Mats



Sportmat Super Series Gym Mats



Super Series Mats are a higher specification but competitively priced gym mat.

The covers are manufactured from the same heavy duty PVC as our other gym mats but feature full zips and borders, plus hook and loop joiners on the ends.

This allows the mats to be joined end to end which with their higher specification firmer grade foam core makes them ideal for the more serious gymnast as well as for general gym work.

Ref: 070/021	1800 x 900 x 25 mm	Sportmat Super Series Mat
070/029	1800 x 900 x 38 mm	Sportmat Super Series Mat
070/022	1800 x 900 x 50 mm	Sportmat Super Series Mat
070/024	1800 x 1200 x 25 mm	Sportmat Super Series Mat
070/031	1800 x 1200 x 38 mm	Sportmat Super Series Mat
070/032	1800 x 1200 x 50 mm	Sportmat Super Series Mat
070/034	2400 x 1200 x 38 mm	Sportmat Super Series Mat
070/019	3500 x 900 x 25 mm	Sportmat Super Series Mat
070/037	3000 x 1200 x 38 mm	Sportmat Super Series Mat
070/039	3000 x 1800 x 38 mm	Sportmat Super Series Mat
070/038	6000 x 1200 x 38 mm	Sportmat Super Series Mat
070/036	6000 x 1800 x 25 mm	Sportmat Super Series Mat
070/040	6000 x 1800 x 38 mm	Sportmat Super Series Mat

International FIG specification apparatus mats to special order.
Colours available - Blue (standard), green, yellow and red.

Also Available: Landing Mats - Crash Mats - Tumbling and Run Up Strips - Special Use Mats



Landing Mats

Designed for both PE and gymnastic programmes, Landing Mats can be used for a range of activities including tumbling training and dismounts from apparatus.

They are manufactured from a combination urethane and bonded foams covered in heavy duty easy clean PVC covers and feature handles for easy handling.

We manufacture both the Sportmat and Gymleader ranges, both similar in construction with the Gymleader Mats suiting general purpose uses and the Sportmat with slightly firmer foam grades suiting the more experienced gymnast.

The standard sizes listed generally match up with the most popular sizes in use at Schools, Clubs and Recreation Centres. Special sizes can be custom manufactured and F.I.G specification apparatus mats are also available to special order.

Please contact us to discuss your requirements.

Ref: 100/001	2400 x 1200 x 125 mm	Gymleader Landing Mat
100/002	2400 x 1500 x 125 mm	Gymleader Landing Mat
100/003	3600 x 1800 x 125 mm	Gymleader Folding Landing Mat
100/004	2400 x 1200 x 120 mm	Sportmat Hard/Soft Landing Mat
100/005	2400 x 1500 x 120 mm	Sportmat Hard/Soft Landing Mat
100/006	3600 x 1800 x 120 mm	Sportmat Folding Landing Mat

Colours available - Blue (standard), green, yellow and red.

Also Available: Gym Mats - Crash Mats - Tumbling and Run Up Strips - Special Use Mats



Traditional Tumbling Mats

These fall into the more general purpose category and are typically used at lower levels of gymnastics or for novice use. They are similar in construction to general purpose gym mats with a bonded foam core protected by a heavy duty PVC cover in traditional blue colour.

Mats up to 3.5 metres have hook and loop joiners to allow a longer strip to be created. This is optional on other mats at additional cost.

Both Gymleader and Sportmat products are available, each with carefully selected foam grades suiting general PE and basic tumbling activities. The slightly firmer grade in the Sportmat product better suits more regular use for tumbling.

Ref: 070/011	3500 x 900 x 25 mm	Gymleader GP Tumbling Mat
070/017	6000 x 1200 x 25 mm	Gymleader GP Tumbling Mat
070/014	6000 x 1200 x 38 mm	Gymleader GP Tumbling Mat
070/012	6000 x 1800 x 25 mm	Gymleader GP Tumbling Mat
070/016	6000 x 1800 x 38 mm	Gymleader GP Tumbling Mat
070/019	3500 x 900 x 25 mm	Sportmat Super Series Tumbling Mat
070/037	3000 x 1200 x 38 mm	Sportmat Super Series Tumbling Mat
070/039	3000 x 1800 x 38 mm	Sportmat Super Series Tumbling Mat
070/036	6000 x 1800 x 25 mm	Sportmat Super Series Tumbling Mat
070/038	6000 x 1200 x 38 mm	Sportmat Super Series Tumbling Mat
070/040	6000 x 1800 x 38 mm	Sportmat Super Series Tumbling Mat

Also Available: Gym Mats - Landing Mats - Crash Mats - Special Use Mats



Gymnastic Run Up Strips

An economical way of achieving an apparatus run up strip.

Ideally suited for use on sprung floor sections although particularly useful in all applications where a more competitive run up distance is required, for example vault training.

Strips are manufactured from a close cut carpet laminated to bonded foam. The strips can be joined together with hook and loop tape to form a longer run up. When not in use the run up strips are easily rolled for storage.

Ref: 300/007 Sportmat Run Up Strip - 8.3m x 0.6m x 10 mm



Also Available: Gym Mats - Landing Mats - Crash Mats - Special Use Mats

NEW ZEALAND MADE

Supalite Tumbling Mats

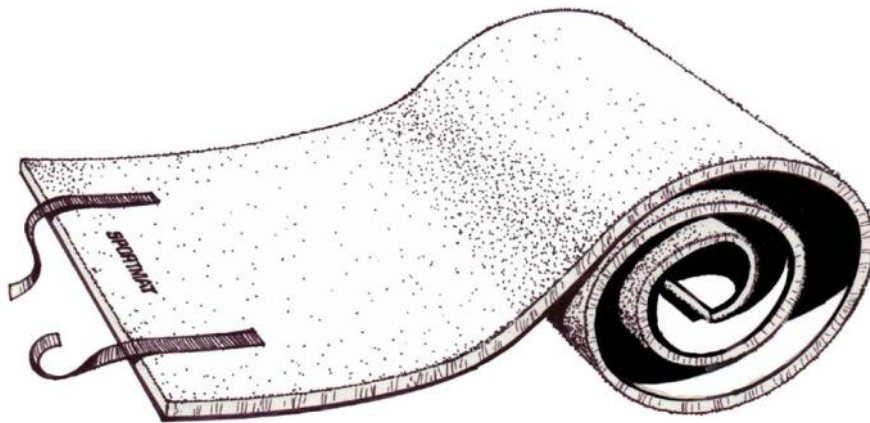
This range of lightweight tumbling mats have been specifically designed to give performance and also ease of handling.

Supalite mats are manufactured from extremely lightweight closed cell foam that has high impact absorbing capabilities. The mats are covered with hardwearing, non-slip carpet, which is laminated to the foam. They are unaffected by water and can be easily cleaned.

Larger areas can be achieved by joining mats together with hook and loop type removable tape. When not in use the Supalite mats are rolled and can then easily be carried by two people.

Code	
300/004	6300 x 1800 x 25 mm Supalite Mat
300/006	12600 x 1800 x 25 mm Supalite Mat
300/001	6300 x 1800 x 30 mm Supalite Mat
300/003	12600 x 1800 x 30 mm Supalite Mat

Full floor areas and special sizes can be manufactured to special order – Please enquire.



Also Available: Gym Mats - Landing Mats - Crash Mats - Special Use Mats



F.I.G Specification Gym Mats

The FIG formalise the requirement for all competition gymnastics work and this includes apparatus mat requirements.

Under the Sportmat brand we manufacture mats complying with these requirements for depth and performance for various Gymnastic codes.

As the size of these mats can vary, we manufacture them all to special order. Please enquire for further details and to discuss your requirements.

Also Available: Gym Mats - Landing Mats - Crash Mats - Tumbling and Run Up Strips



Martial Arts/Wrestling Mats

These Sportmat mats were designed to meet ongoing requests for Martial Arts and Wrestling mats which were both safe and also re-locatable or easily stored.

The foam used is the bonded type and firm enough to reduce the risk of ankle roll over. The covers are heavy duty PVC which is both durable and easy to clean.

Square floor areas of 3 different sizes are available each made up of three mats held together with special hook and loop flaps across the top of the joins.

The mats can be loosely rolled for moving and storage and come with straps and handles to make moving them easier.

Ref: 300/103	4.5 Metre Set 1 Set of 3 mats each 4500 x 1500 x 38 mm Floor area coverage = 4.5 m x 4.5 m
300/105	5.4 Metre Set 1 Set of 3 mats each 5400 x 1800 x 38 mm Floor area coverage = 5.4 m x 5.4 m
300/107	6.0 Metre Set 1 Set of 3 mats each 6000 x 2000 x 38 mm Floor Area coverage = 6.0 m x 6.0 m

Colours available - Blue (standard), green, yellow and red.

Also Available: Gym Mats - Landing Mats - Crash Mats - Tumbling and Run Up Strips



Sportrobic Mats

Through the Sportmat brand we have developed this specialist mat for aerobic workouts.

The Sportrobic mat is top quality and is made to take the rigors of the class situation but is also suited to the home user.

The ultra light foam core is covered in a heavy duty and easy clean PVC jacket.


Ref: 300/101 1500 x 600 x 20 mm Sportrobic Exercise Mat

Colours available - Blue (standard), green, yellow and red.

Also Available: Gym Mats - Landing Mats - Crash Mats - Tumbling and Run Up Strips



Jig Saw Mats



Ref:	300/200	Jig Saw Mat 900 x 900 x 20 mm - 30 Grade
	300/202	Jig Saw Mat 900 x 900 x 30 mm - 30 Grade
	300/204	Jig Saw Mat 900 x 900 x 40 mm - 30 Grade
	300/206	Jig Saw Mat 900 x 900 x 50 mm - 30 Grade
	300/201	Jig Saw Mat 900 x 900 x 20 mm - 45 Grade
	300/203	Jig Saw Mat 900 x 900 x 30 mm - 45 Grade
	300/205	Jig Saw Mat 900 x 900 x 40 mm - 45 Grade
	300/207	Jig Saw Mat 900 x 900 x 50 mm - 45 Grade

Junior Mats



Junior Mats have been designed specifically with pre-school and kindergartens in mind and compliment the range of soft shapes and junior apparatus also available.

All mats in this range measure 2 metres x 1 metre with a variety of thicknesses. The covers are manufactured from PVC which is both heavy duty and also easy to clean.


Prime quality foam is used in these mats but its grade has been chosen to better suit its intended purpose and is a little softer than traditional gym mats.

Like the junior shapes, these mats are available in different colours. You can choose from blue, red, green and yellow.

Ref:	160/030	Junior Mat 1000 mm x 500 mm x 25 mm
	160/029	Junior Mat 2000 mm x 1000 mm x 38 mm
	160/025	Junior Mat 2000 mm x 1000 mm x 50 mm
	160/026	Junior Mat 2000 mm x 1000 mm x 100 mm
	160/ 027	Junior Mat 2000 mm x 1000 mm x 200 mm
	160/ 028	Junior Mat 2000 mm x 1000 mm x 300 mm



High Jump Crash Mats



Gymleader “Crash Mats” are purpose designed and well proven. Ideally suited to school or club use where they can be either used singularly or in sets of 3 or 4 with a top cover to form a larger landing area for more serious work or competition use.

All Gymleader crash mats are fitted with premium grade urethane foam with those over 300 mm thick using our tried and tested “Aircell” construction method to give a good even landing across the mat. All Gymleader crash mats covers are manufactured from heavy duty Ripstop PVC and feature breather panels to allow air expulsion and also handles to make handling easier.

Due to their size, all crash mats are made to order, with the standard sizes being

Ref: 050/001	Crash Mat 2400 X 1200 X 300 mm (Non Aircell)
050/014	Crash Mat 2400 X 1200 X 400 mm
050/002	Crash Mat 2400 X 1200 X 600 mm
050/003	Crash Mat 3000 X 1500 X 300 mm (Non Aircell)
050/004	Crash Mat 3000 X 1500 X 400 mm
050/005	Crash Mat 3000 X 1500 X 500 mm
050/006	Crash Mat 3000 X 1500 X 600 mm
050/007	Junior Top Cover = 2400 x 3600 x 300 mm (To cover 3 x 050/001)
050/008	Intermediate Top Cover = 2400 x 3600 x 600 mm (To cover 3 x 050/002)
050/009	Senior Top Cover = 2400 x 4800 x 600 mm (To cover 4 x 050/002)

Special sized mats can be manufactured to order and colours other than our standard blue are available.

We are also able to manufacture replacement covers for existing mats.

Please discuss your requirements with us.



High Jump Landing Area



The Gymleader Landing Area is designed specifically as a system for High Jump and Similar Activities.

Each system is made up of 3 landing mats which have attachments to hold them together and then a top cover is fitted across the 3 mat area.

Each landing mat features a premium grade foam core made to our 'Aircell' design. The covers are manufactured from heavy duty Ripstop PVC with mesh tops. The top cover features 'spike resistant' mesh and is held in place by a strong PVC border fastened around the top edge of the mat area.

Two sizes of landing area are available.

The landing Mats can also be used individually for other training purposes as required.

Ref: 050/015 Training Grade High Jump Landing Area
Total area 3600 x 2400 x 600 mm

050/016 College Grade High Jump Landing Area
Total area 4500 x 3000 x 600 mm



High Jump Landing Area



Neoflex Safety Tiles



Neoflex™ is tough because it is made of the highest quality synthetic and recycled rubber in such a way as to be nearly indestructible under the most severe service conditions.

The tile size is 1000 x 1000 mm and the most popular thickness is 15 mm as this makes the tile heavy enough to remain where placed and generally not require adhesive fixing.

The Neoflex™ Safety Tiles are available in black with coloured flecks - please enquire for fleck colours available.



300/208

Neoflex Rubber Safety Tiles

Check out our website for our full range of equipment to suit
Preschools, Primary to High Schools, Clubs and Recreation Facilities.

www.gymleader.co.nz

Gymleader New Zealand Limited

Postal Address

PO Box 22 314

Otahuhu

Auckland

Physical Address

40 Saleyards Road

Otahuhu

Auckland

Free Phone: 0800 496 532

Phone: 09 276 6504

Fax: 09 276 1284

Email: info@gymleader.co.nz

GYM Leader

ahead of the game in sports equipment